

MGS 2012: FUN Lecture 2

Purely Functional Data Structures

Henrik Nilsson

University of Nottingham, UK

MGS 2012: FUN Lecture 2 – p.1/41

Purely Functional Data structures (1)

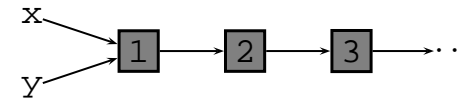
Why is there a need to consider purely functional data structures?

- The standard implementations of many data structures assume imperative update. To what extent truly necessary?
- Purely functional data structures are **persistent**, while imperative ones are **ephemeral**:
 - Persistence is a useful property in its own right.
 - Can't expect added benefits for free.

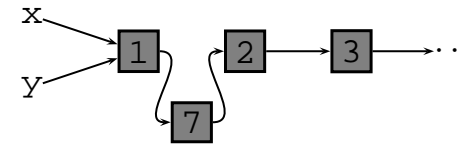
MGS 2012: FUN Lecture 2 – p.2/41

Purely Functional Data structures (2)

Linked list:



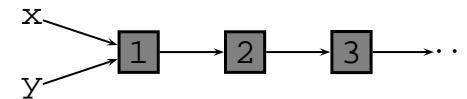
After insert, if ephemeral:



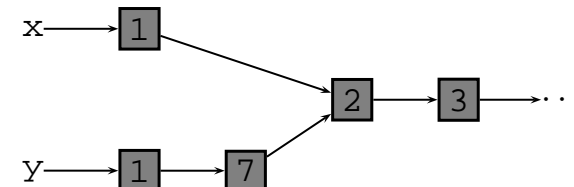
MGS 2012: FUN Lecture 2 – p.3/41

Purely Functional Data structures (3)

Linked list:



After insert, if persistent:



MGS 2012: FUN Lecture 2 – p.4/41

Purely Functional Data structures (4)

This lecture draws from:

Chris Okasaki. *Purely Functional Data Structures*. Cambridge University Press, 1998.

We will look at some examples of how **numerical representations** can be used to derive purely functional data structures.

MGS 2012: FUN Lecture 2 – p.5/41

Numerical Representations (1)

Strong analogy between lists and the usual representation of natural numbers:

```
data List a =
  Nil
  | Cons a (List a)

tail (Cons _ xs) = xs

append Nil      ys = ys
append (Cons x xs) ys =
  Cons x (append xs ys)

data Nat =
  Zero
  | Succ Nat

pred (Succ n) = n

plus Zero n      = n
plus (Succ m) n =
  Succ (plus m n)
```

MGS 2012: FUN Lecture 2 – p.6/41

Numerical Representations (2)

This analogy can be taken further for designing **container** structures because:

- inserting an element resembles incrementing a number
- combining two containers resembles adding two numbers

etc.

Thus, representations of natural numbers with certain properties **induce** container types with similar properties. Called **Numerical Representations**.

MGS 2012: FUN Lecture 2 – p.7/41

Random Access Lists

We will consider **Random Access Lists** in the following. Signature:

```
data RList a

empty    :: RList a
isEmpty  :: RList a -> Bool
cons     :: a -> RList a -> RList a
head     :: RList a -> a
tail     :: RList a -> RList a
lookup   :: Int -> RList a -> a
update   :: Int -> a -> RList a
          -> RList a
```

MGS 2012: FUN Lecture 2 – p.8/41

Positional Number Systems (1)

- A number is written as a **sequence of digits** $b_0b_1 \dots b_{m-1}$, where $b_i \in D_i$ for a fixed family of digit sets given by the positional system.
- b_0 is the **least significant** digit, b_{m-1} the **most significant** digit (note the ordering).
- Each digit b_i has a **weight** w_i . Thus:

$$\text{value}(b_0b_1 \dots b_{m-1}) = \sum_0^{m-1} b_i w_i$$

where the fixed sequence of weights w_i is given by the positional system.

MGS 2012: FUN Lecture 2 – p.9/41

Positional Number Systems (2)

- A number is written in **base** B if $w_i = B^i$ and $D_i = \{0, \dots, B - 1\}$.
- The sequence w_i is usually, but not necessarily, increasing.
- A number system is **redundant** if there is more than one way to represent some numbers (disallowing trailing zeroes).
- A representation of a positional number system can be **dense**, meaning including zeroes, or **sparse**, eliding zeroes.

MGS 2012: FUN Lecture 2 – p.10/41

Exercise 1: Positional Number Systems

Suppose $w_i = 2^i$ and $D_i = \{0, 1, 2\}$. Give three different ways to represent 17.

MGS 2012: FUN Lecture 2 – p.11/41

Exercise 1: Solution

- 10001, since $\text{value}(10001) = 1 \cdot 2^0 + 1 \cdot 2^4$
- 1002, since $\text{value}(1002) = 1 \cdot 2^0 + 2 \cdot 2^3$
- 1021, since $\text{value}(1021) = 1 \cdot 2^0 + 2 \cdot 2^2 + 1 \cdot 2^3$
- 1211, since $\text{value}(1211) = 1 \cdot 2^0 + 2 \cdot 2^1 + 1 \cdot 2^2 + 1 \cdot 2^3$

MGS 2012: FUN Lecture 2 – p.12/41

From Positional System to Container

Given a positional system, a numerical representation may be derived as follows:

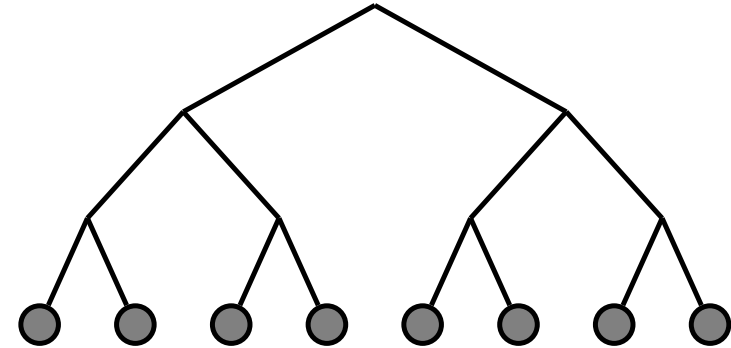
- for a container of size n , consider a representation $b_0b_1 \dots b_{m-1}$ of n ,
- represent the collection of n elements by a **sequence of trees** of size w_i such that there are b_i trees of that size.

For example, given the positional system of exercise 1, a container of size 17 might be represented by 1 tree of size 1, 2 trees of size 2, 1 tree of size 4, and 1 tree of size 8.

MGS 2012: FUN Lecture 2 – p.13/41

Example: Complete Binary Leaf Tree

Size $2^3 = 8$:



MGS 2012: FUN Lecture 2 – p.15/41

What Kind of Trees?

The kind of tree should be chosen depending on needed sizes and properties. Two possibilities:

- **Complete Binary Leaf Trees**

```
data Tree a = Leaf a
            | Node (Tree a) (Tree a)
```

Sizes: $2^n, n \geq 0$

- **Complete Binary Trees**

```
data Tree a = Leaf a
            | Node (Tree a) a (Tree a)
```

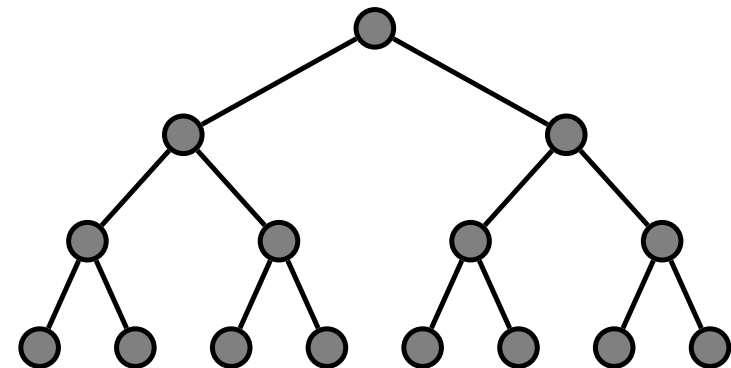
Sizes: $2^{n+1} - 1, n \geq 0$

(Balance has to be ensured separately.)

MGS 2012: FUN Lecture 2 – p.14/41

Example: Complete Binary Tree

Size $2^4 - 1 = 15$:



MGS 2012: FUN Lecture 2 – p.16/41

Binary Random Access Lists (5)

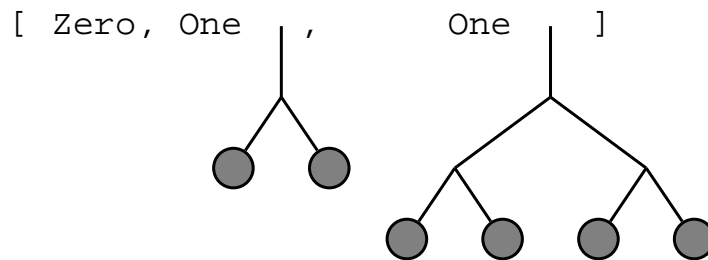
The utility function `link` joins two equally sized trees:

```
-- t1 and t2 are assumed to be the same size
link t1 t2 = Node (2 * size t1) t1 t2
```

MGS 2012: FUN Lecture 2 – p.21/41

Binary Random Access Lists (6)

Example: Result of consing element onto list of size 5:



MGS 2012: FUN Lecture 2 – p.22/41

Exercise 2: unconsTree

The decrement function on dense binary numbers:

```
dec [One] = []
dec (One : ds) = Zero : ds
dec (Zero : ds) = One : dec ds -- Borrow
```

Define `unconsTree` following the above pattern:

```
unconsTree :: RList a -> (Tree a, RList a)
```

And then `head` and `tail`:

```
head :: RList a -> a
tail :: RList a -> RList a
```

MGS 2012: FUN Lecture 2 – p.23/41

Exercise 2: Solution (1)

```
unconsTree :: RList a -> (Tree a, RList a)
unconsTree [One t] = (t, [])
unconsTree (One t : ts) = (t, Zero : ts)
unconsTree (Zero : ts) = (t1, One t2 : ts')
  where
    (Node _ t1 t2, ts') = unconsTree ts
```

Note: partial operation.

MGS 2012: FUN Lecture 2 – p.24/41

Exercise 2: Solution (2)

```
head :: RList a -> a
head ts = x
  where
    (Leaf x, _) = unconstTree ts

tail :: RList a -> RList a
tail ts = ts'
  where
    (_, ts') = unconstTree ts
```

MGS 2012: FUN Lecture 2 – p.25/41

Binary Random Access Lists (7)

Lookup is done in two stages: first find the right tree, then lookup in that tree:

```
lookup :: Int -> RList a -> a
lookup i (Zero : ts) = lookup i ts
lookup i (One t : ts)
  | i < s      = lookupTree i t
  | otherwise  = lookup (i - s) ts
  where
    s = size t
```

Note: partial operation.

MGS 2012: FUN Lecture 2 – p.26/41

Binary Random Access Lists (8)

```
lookupTree :: Int -> Tree a -> a
lookupTree _ (Leaf x) = x
lookupTree i (Node w t1 t2)
  | i < w `div` 2 =
    lookupTree i t1
  | otherwise =
    lookupTree (i - w `div` 2) t2
```

The operation update has exactly the same structure.

MGS 2012: FUN Lecture 2 – p.27/41

Binary Random Access Lists (9)

Time complexity:

- cons, head, tail, perform $O(1)$ work per digit, thus $O(\log n)$ worst case.
- lookup and update take $O(\log n)$ to find the right tree, and then $O(\log n)$ to find the right element in that tree, so $O(\log n)$ worst case overall.

Time complexity for cons, head, tail disappointing: can we do better?

MGS 2012: FUN Lecture 2 – p.28/41

Skew Binary Numbers (1)

Skew Binary Numbers:

- $w_i = 2^{i+1} - 1$ (rather than 2^i)
- $D_i = \{0, 1, 2\}$

Representation is redundant. But we obtain a **canonical form** if we insist that only the least significant non-zero digit may be 2.

Note: The weights correspond to the sizes of **complete** binary trees.

MGS 2012: FUN Lecture 2 – p.29/41

Skew Binary Numbers (2)

Theorem: Every natural number n has a unique skew binary canonical form.

Proof **sketch**. By induction on n .

- Base case: the case for 0 is direct.

MGS 2012: FUN Lecture 2 – p.30/41

Skew Binary Numbers (3)

- Inductive case. Assume n has a unique skew binary representation $b_0b_1\dots b_{m-1}$
 - If the least significant non-zero digit is smaller than 2, then $n + 1$ has a unique skew binary representation obtained by adding 1 to the least significant digit b_0 .
 - If the least significant non-zero digit b_i is 2, then note that $1 + 2(2^{i+1} - 1) = 2^{i+2} - 1$. Thus $n + 1$ has a unique skew binary representation obtained by setting b_i to 0 and adding 1 to b_{i+1} .

MGS 2012: FUN Lecture 2 – p.31/41

Exercise 3a: Skew Binary Numbers

- Give the canonical skew binary representation for 31, 30, 29, and 28.
- Solution: 00001, 0002, 0021, 0211

MGS 2012: FUN Lecture 2 – p.32/41

Exercise 3b: Skew Binary Numbers

Assume a **sparse** skew binary representation of the natural numbers

```
type Nat = [Int]
```

where the integers represent the **weight** of each **non-zero** digit. Assume further that the integers are stored in increasing order, except that the first two may be equal indicating that the smallest non-zero digit is 2. E.g. $28 = [3, 3, 7, 15]$.

Implement a function `inc` to increment a natural number. (E.g. `inc [3, 3, 7, 15] = [7, 7, 15]`)

MGS 2012: FUN Lecture 2 – p.33/41

Exercise 3b: Solution

```
inc :: Nat -> Nat
inc (w1 : w2 : ws)
  | w1 == w2 = w1 * 2 + 1 : ws
inc ws      = 1 : ws
```

Note! No carry propagation!

E.g.:

```
inc [1, 3, 7, 15] = [1, 1, 3, 7, 15]
inc [1, 1, 3, 7, 5] = [3, 3, 7, 15]
inc [3, 3, 7, 15] = [7, 7, 15]
```

MGS 2012: FUN Lecture 2 – p.34/41

Skew Binary Random Access Lists (1)

```
data Tree a = Leaf a | Node (Tree a) a (Tree a)
type RList a = [(Int, Tree a)]
```

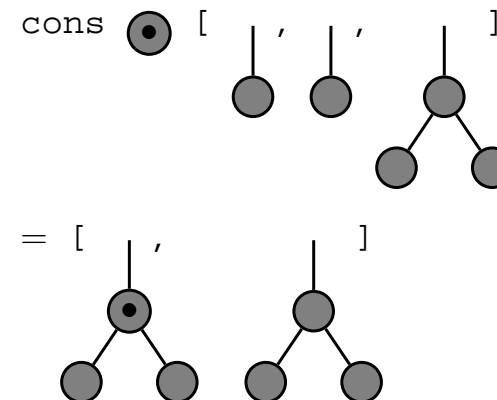
```
empty :: RList a
empty = []
```

```
cons :: a -> RList a -> RList a
cons x ((w1, t1) : (w2, t2) : wts) | w1 == w2 =
  (w1 * 2 + 1, Node t1 x t2) : wts
cons x wts = ((1, Leaf x) : wts)
```

MGS 2012: FUN Lecture 2 – p.35/41

Skew Binary Random Access Lists (2)

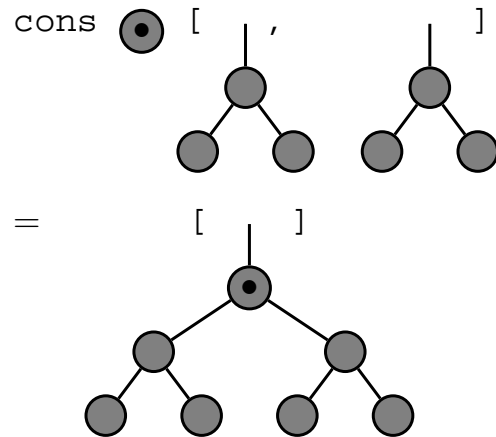
Example: Consing onto list of size 5:



MGS 2012: FUN Lecture 2 – p.36/41

Skew Binary Random Access Lists (3)

Example: Consing onto list of size 6:



MGS 2012: FUN Lecture 2 – p.37/41

Skew Binary Random Access Lists (5)

```
head :: RList a -> a
head ((_, Leaf x) : _) = x
head ((_, Node _ x _) : _) = x
```

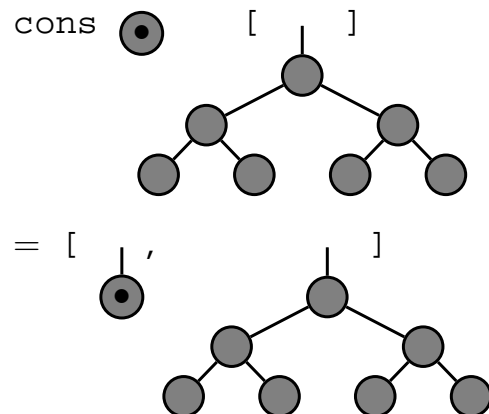
```
tail :: RList a -> RList a
tail ((_, Leaf _) : wts) = wts
tail ((w, Node t1 _ t2) : wts) =
  (w', t1) : (w', t2) : wts
  where
    w' = w `div` 2
```

Note: again, partial operations.

MGS 2012: FUN Lecture 2 – p.39/41

Skew Binary Random Access Lists (4)

Example: Consing onto list of size 7:



MGS 2012: FUN Lecture 2 – p.38/41

Skew Binary Random Access Lists (6)

```
lookup :: Int -> RList a -> a
lookup i ((w, t) : wts)
  | i < w      = lookupTree i w t
  | otherwise  = lookup (i - w) wts
lookupTree :: Int -> Int -> Tree a -> a
lookupTree _ _ (Leaf x) = x
lookupTree i w (Node t1 x t2)
  | i == 0     = x
  | i < w'    = lookupTree (i - 1) w' t1
  | otherwise  = lookupTree (i - w' - 1) w' t2
  where
    w' = w `div` 2
```

MGS 2012: FUN Lecture 2 – p.40/41

Skew Binary Random Access Lists (7)

Time complexity:

- cons, head, tail: $O(1)$.
- lookup and update take $O(\log n)$ to find the right tree, and then $O(\log n)$ to find the right element in that tree, so $O(\log n)$ worst case overall.

Okasaki:

“Although there are better implementations of lists, and better implementations of (persistent) arrays, none are better at both.”