

COMP4075: Lecture 5

Purely Functional Data Structures

Henrik Nilsson

University of Nottingham, UK

COMP4075: Lecture 5 - p.1/36

Purely Functional Data structures (1)

Purely functional data structures: What? Why?

Standard implementations of many data structures rely on imperative update. But:

- In a pure functional setting, we **need** pure alternatives.
- In concurrent or distributed settings, side effects are not your friends. Purely functional structures can thus be very helpful!
- Generally interesting to explore different approaches.

COMP4075: Lecture 5 - p.2/36

Purely Functional Data structures (2)

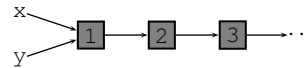
Key difference:

- Imperative data structures are **ephemeral**: a **single copy** gets mutated whenever the structure is updated.
- Purely functional data structures are **persistent**: a **new copy** is created whenever the structure is updated, leaving old copies intact. (Common sub-parts can be shared.)

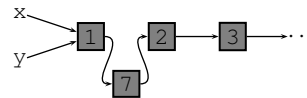
COMP4075: Lecture 5 - p.3/36

Purely Functional Data structures (3)

Linked list:



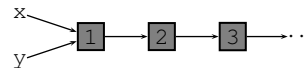
After insert, if ephemeral:



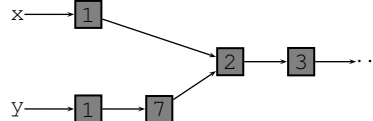
COMP4075: Lecture 5 - p.4/36

Purely Functional Data structures (4)

Linked list:



After insert, if persistent:



COMP4075: Lecture 5 - p.5/36

Purely Functional Data structures (5)

This lecture draws from:

Chris Okasaki. *Purely Functional Data Structures*. Cambridge University Press, 1998.

We will look at some examples of how **numerical representations** can be used to derive purely functional data structures.

COMP4075: Lecture 5 - p.6/36

Numerical Representations (1)

Strong analogy between lists and the usual representation of natural numbers:

```
data List a          data Nat
  = Nil              = Zero
  | Cons a (List a)  | Succ Nat

tail (Cons _ xs) = xs      pred (Succ n) = n

append Nil      ys = ys    plus Zero n    = n
append (Cons x xs) ys =   plus (Succ m) n =
  Cons x (append xs ys)   Succ (plus m n)
```

COMP4075: Lecture 5 - p.7/36

Numerical Representations (2)

This analogy can be taken further for designing **container** structures because:

- inserting an element resembles incrementing a number
- combining two containers resembles adding two numbers

etc.

Thus, representations of natural numbers with certain properties induce container types with similar properties. Called **Numerical Representations**.

COMP4075: Lecture 5 - p.8/36

Random Access Lists

We will consider **Random Access Lists** in the following. Signature:

```
data RList a

empty    :: RList a
isEmpty  :: RList a -> Bool
cons     :: a -> RList a -> RList a
head     :: RList a -> a
tail     :: RList a -> RList a
lookup   :: Int -> RList a -> a
update   :: Int -> a -> RList a -> RList a
```

COMP4075: Lecture 5 - p.9/36

Positional Number Systems (1)

- A number is written as a **sequence of digits** $b_0b_1 \dots b_{m-1}$, where $b_i \in D_i$ for a fixed family of digit sets given by the positional system.
- b_0 is the **least significant** digit, b_{m-1} the **most significant** digit (note the ordering).
- Each digit b_i has a **weight** w_i . Thus:

$$\text{value}(b_0b_1 \dots b_{m-1}) = \sum_0^{m-1} b_i w_i$$

where the fixed sequence of weights w_i is given by the positional system.

COMP4075: Lecture 5 - p.10/36

Positional Number Systems (2)

- A number is written in **base** B if $w_i = B^i$ and $D_i = \{0, \dots, B-1\}$.
- The sequence w_i is usually, but not necessarily, increasing.
- A number system is **redundant** if there is more than one way to represent some numbers (disallowing trailing zeroes).
- A representation of a positional number system can be **dense**, meaning including zeroes, or **sparse**, eliding zeroes.

COMP4075: Lecture 5 - p.11/36

Exercise 1: Positional Number Systems

Suppose $w_i = 2^i$ and $D_i = \{0, 1, 2\}$. Give three different ways to represent 17.

COMP4075: Lecture 5 - p.12/36

Exercise 1: Solution

- 10001, since $\text{value}(10001) = 1 \cdot 2^0 + 1 \cdot 2^4$
- 1002, since $\text{value}(1002) = 1 \cdot 2^0 + 2 \cdot 2^3$
- 1021, since $\text{value}(1021) = 1 \cdot 2^0 + 2 \cdot 2^2 + 1 \cdot 2^3$
- 1211, since $\text{value}(1211) = 1 \cdot 2^0 + 2 \cdot 2^1 + 1 \cdot 2^2 + 1 \cdot 2^3$

COMP4075: Lecture 5 - p.13/36

From Positional System to Container

Given a positional system, a numerical representation may be derived as follows:

- for a container of size n , consider a representation $b_0b_1 \dots b_{m-1}$ of n ,
- represent the collection of n elements by a **sequence of trees** of size w_i such that there are b_i trees of that size.

For example, given the positional system of exercise 1, a container of size 17 might be represented by 1 tree of size 1, 2 trees of size 2, 1 tree of size 4, and 1 tree of size 8.

COMP4075: Lecture 5 - p.14/36

What Kind of Trees?

The kind of tree should be chosen depending on needed sizes and properties. Two possibilities:

- Complete Binary Leaf Trees**

```
data Tree a = Leaf a
            | Node (Tree a) (Tree a)
```

Sizes: $2^n, n \geq 0$

- Complete Binary Trees**

```
data Tree a = Leaf a
            | Node (Tree a) a (Tree a)
```

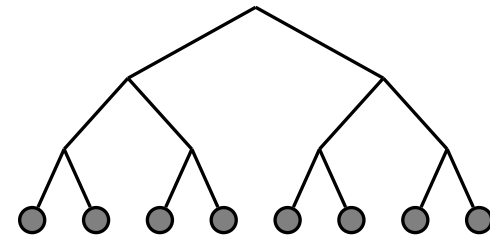
Sizes: $2^{n+1} - 1, n \geq 0$

(Balance has to be ensured separately.)

COMP4075: Lecture 5 - p.15/36

Example: Complete Binary Leaf Tree

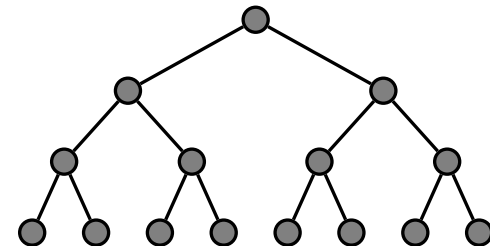
Size $2^3 = 8$:



COMP4075: Lecture 5 - p.16/36

Example: Complete Binary Tree

Size $2^4 - 1 = 15$:



COMP4075: Lecture 5 - p.17/36

Binary Random Access Lists (1)

Binary Random Access Lists are induced by

- the usual binary representation, i.e. $w_i = 2^i$, $D_i = \{0, 1\}$
- complete binary leaf trees

Thus:

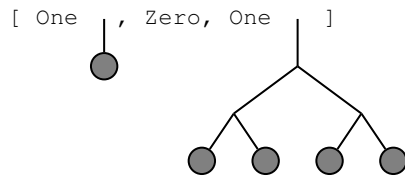
```
data Tree a = Leaf a
            | Node Int (Tree a) (Tree a)
data Digit a = Zero | One (Tree a)
type RList a = [Digit a]
```

The `Int` field keeps track of tree size for speed.

COMP4075: Lecture 5 - p.18/36

Binary Random Access Lists (2)

Example: Binary Random Access List of size 5:



COMP4075: Lecture 5 - p.19/36

Binary Random Access Lists (3)

The increment function on dense binary numbers:

```
inc [] = [One]
inc (Zero : ds) = One : ds
inc (One : ds) = Zero : inc ds -- Carry
```

COMP4075: Lecture 5 - p.20/36

Binary Random Access Lists (4)

Inserting an element first in a binary random access list is analogous to `inc`:

```
cons :: a -> RList a -> RList a
cons x ts = consTree (Leaf x) ts

consTree :: Tree a -> RList a -> RList a
consTree t [] = [One t]
consTree t (Zero : ts) = (One t : ts)
consTree t (One t' : ts) =
  Zero : consTree (link t t') ts
```

COMP4075: Lecture 5 - p.21/36

Binary Random Access Lists (5)

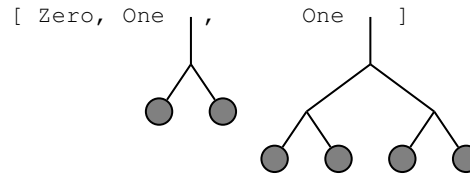
The utility function `link` joins two equally sized trees:

```
-- t1 and t2 are assumed to be the same size
link t1 t2 = Node (2 * size t1) t1 t2
```

COMP4075: Lecture 5 - p.22/36

Binary Random Access Lists (6)

Example: Result of consing element onto list of size 5:



COMP4075: Lecture 5 - p.23/36

Binary Random Access Lists (7)

Time complexity:

- `cons`, `head`, `tail`, perform $O(1)$ work per digit, thus $O(\log n)$ worst case.
- `lookup` and `update` take $O(\log n)$ to find the right tree, and then $O(\log n)$ to find the right element in that tree, so $O(\log n)$ worst case overall.

Time complexity for `cons`, `head`, `tail` disappointing: can we do better?

COMP4075: Lecture 5 - p.24/36

Skew Binary Numbers (1)

Skew Binary Numbers:

- $w_i = 2^{i+1} - 1$ (rather than 2^i)
- $D_i = \{0, 1, 2\}$

Representation is redundant. But we obtain a **canonical form** if we insist that only the least significant non-zero digit may be 2.

Note: The weights correspond to the sizes of **complete** binary trees.

COMP4075: Lecture 5 - p.25/36

Skew Binary Numbers (2)

Theorem: Every natural number n has a unique skew binary canonical form.

Proof sketch. By induction on n .

- Base case: the case for 0 is direct.

COMP4075: Lecture 5 - p.26/36

Skew Binary Numbers (3)

- Inductive case. Assume n has a unique skew binary representation $b_0 b_1 \dots b_{m-1}$
 - If the least significant non-zero digit is smaller than 2, then $n + 1$ has a unique skew binary representation obtained by adding 1 to the least significant digit b_0 .
 - If the least significant non-zero digit b_i is 2, then note that $1 + 2(2^{i+1} - 1) = 2^{i+2} - 1$. Thus $n + 1$ has a unique skew binary representation obtained by setting b_i to 0 and adding 1 to b_{i+1} .

COMP4075: Lecture 5 - p.27/36

Exercise 2: Skew Binary Numbers

Give the canonical skew binary representation for 31, 30, 29, and 28.

Solution: 00001, 0002, 0021, 0211

COMP4075: Lecture 5 – p.28/36

Inc. Sparse Skew Binary Number

Assume a **sparse** skew binary representation of the natural numbers type $\text{Nat} = [\text{Int}]$, where the integers represent the **weight** of each **non-zero** digit, in increasing order, except that the first two may be equal indicating smallest non-zero digit is 2.

Function to increment a number:

```
inc :: Nat -> Nat
inc (w1 : w2 : ws)
  | w1 == w2 = w1 * 2 + 1 : ws
inc ws      = 1 : ws
```

Note: Constant time operation!

COMP4075: Lecture 5 – p.29/36

Skew Binary Random Access Lists (1)

```
data Tree a = Leaf a | Node (Tree a) a (Tree a)
type RList a = [(Int, Tree a)]
```

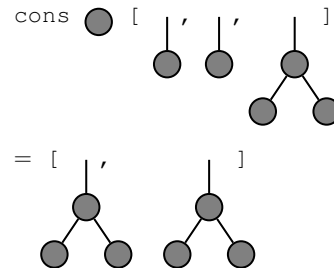
```
empty :: RList a
empty = []
```

```
cons :: a -> RList a -> RList a
cons x ((w1, t1) : (w2, t2) : wts) | w1 == w2 =
  (w1 * 2 + 1, Node t1 x t2) : wts
cons x wts = ((1, Leaf x) : wts)
```

COMP4075: Lecture 5 – p.30/36

Skew Binary Random Access Lists (2)

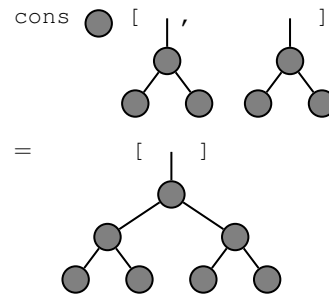
Example: Consing onto list of size 5:



COMP4075: Lecture 5 – p.31/36

Skew Binary Random Access Lists (3)

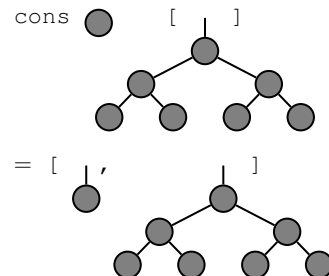
Example: Consing onto list of size 6:



COMP4075: Lecture 5 – p.32/36

Skew Binary Random Access Lists (4)

Example: Consing onto list of size 7:



COMP4075: Lecture 5 – p.33/36

Skew Binary Random Access Lists (5)

```
head :: RList a -> a
head (_, Leaf x)      = x
head (_, Node _ x _) = x

tail :: RList a -> RList a
tail (_, Leaf _) = wts
tail (w, Node t1 _ t2) : wts =
  (w', t1) : (w', t2) : wts
  where
    w' = w `div` 2
```

Note: partial operations.

COMP4075: Lecture 5 – p.34/36

Skew Binary Random Access Lists (6)

```
lookup :: Int -> RList a -> a
lookup i ((w, t) : wts)
  | i < w = lookupTree i w t
  | otherwise = lookup (i - w) wts
lookupTree :: Int -> Int -> Tree a -> a
lookupTree _ _ (Leaf x) = x
lookupTree i w (Node t1 x t2)
  | i == 0 = x
  | i <= w' = lookupTree (i - 1) w' t1
  | otherwise = lookupTree (i - w' - 1) w' t2
  where
    w' = w `div` 2
```

COMP4075: Lecture 5 – p.35/36

Skew Binary Random Access Lists (7)

Time complexity:

- cons, head, tail: $O(1)$.
- lookup and update take $O(\log n)$ to find the right tree, and then $O(\log n)$ to find the right element in that tree, so $O(\log n)$ worst case overall.

Okasaki:

“Although there are better implementations of lists, and better implementations of (persistent) arrays, none are better at both.”

COMP4075: Lecture 5 – p.36/36